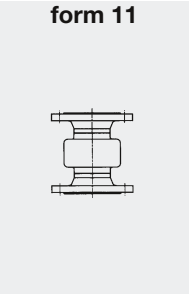
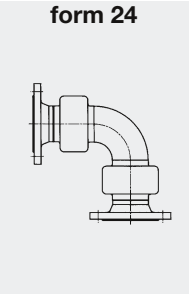
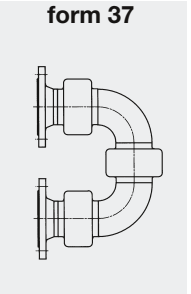
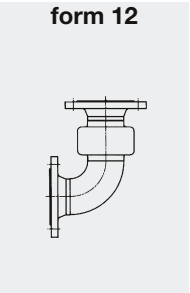
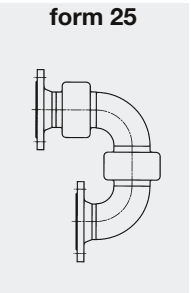
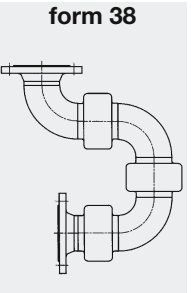
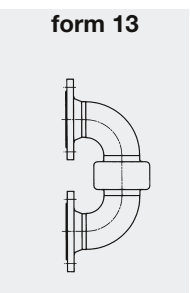
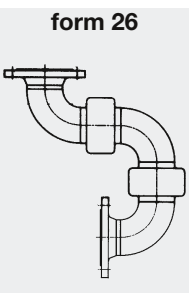








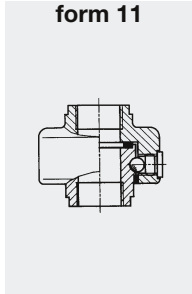
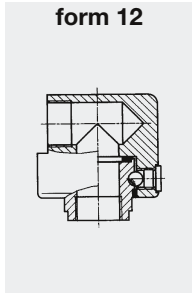
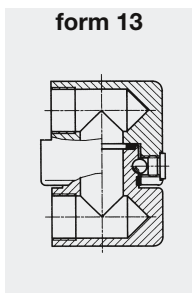



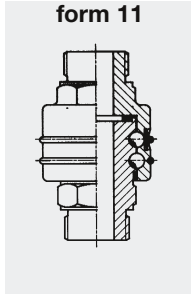
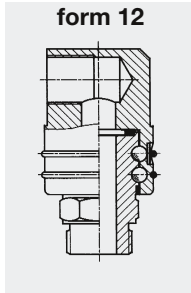

















Forms

STENFLEX® Swivel Joints are produced in three type series.

Swivel Joints	Rotating head joints	Rotating screwed unions*																			
<p>Types DG-01 DG-02L (light-weight design) DG-02S (heavy-duty design)</p>	<p>Types DK-01 DK-02</p>	<p>Type DV-02</p>																			
Forms DG	Forms DK	Forms DV																			
<table border="0"> <tr> <td style="text-align: center;"><u>one plane of rotation</u></td> <td style="text-align: center;"><u>two planes of rotation</u></td> <td style="text-align: center;"><u>three planes of rotation</u></td> </tr> <tr> <td style="text-align: center;">form 11 </td> <td style="text-align: center;">form 24 </td> <td style="text-align: center;">form 37 </td> </tr> <tr> <td style="text-align: center;">form 12 </td> <td style="text-align: center;">form 25 </td> <td style="text-align: center;">form 38 </td> </tr> <tr> <td style="text-align: center;">form 13 </td> <td style="text-align: center;">form 26 </td> <td></td> </tr> </table>	<u>one plane of rotation</u>	<u>two planes of rotation</u>	<u>three planes of rotation</u>	form 11 	form 24 	form 37 	form 12 	form 25 	form 38 	form 13 	form 26 		<table border="0"> <tr> <td style="text-align: center;"><u>one plane of rotation</u></td> </tr> <tr> <td style="text-align: center;">form 11 </td> </tr> <tr> <td style="text-align: center;">form 12 </td> </tr> <tr> <td style="text-align: center;">form 13 </td> </tr> </table>	<u>one plane of rotation</u>	form 11 	form 12 	form 13 	<table border="0"> <tr> <td style="text-align: center;"><u>one plane of rotation</u></td> </tr> <tr> <td style="text-align: center;">form 11 </td> </tr> <tr> <td style="text-align: center;">form 12 </td> </tr> </table>	<u>one plane of rotation</u>	form 11 	form 12 
<u>one plane of rotation</u>	<u>two planes of rotation</u>	<u>three planes of rotation</u>																			
form 11 	form 24 	form 37 																			
form 12 	form 25 	form 38 																			
form 13 	form 26 																				
<u>one plane of rotation</u>																					
form 11 																					
form 12 																					
form 13 																					
<u>one plane of rotation</u>																					
form 11 																					
form 12 																					
Connections DG	Connections DK	Connections DV																			
<p>DG-01: flange welding end male thread (special design) female thread (special design)</p> <p>DG-02L: flange welding end</p> <p>DG-02S: flange welding end male thread (special design) female thread (special design)</p>	<p>DK-01: female thread</p> <p>DK-02: female thread</p>	<p>DV-02: male thread female thread</p>																			

Special connections (combinations of different connections) possible

*please request for details